

WINNEBAGO®



Lower your overall cost of operation with the commercial vehicle industry's first all-electric Zero Emission Winnebago.

Available on 33' and 38' Class A commercial platforms, this 100% Battery Electric Vehicle from Winnebago® qualifies for many federal, state and local incentives for vehicle purchase and infrastructure upgrades, including charging stations.


Depending on interior energy demands, this groundbreaking Class A coach delivers 85 to 150 miles on a full charge, making it ideal for short-range, fixed-base applications such as:

- ⚡ Mobile Medical Clinics
- ⚡ Mobile Dental Clinics
- ⚡ Bloodmobiles
- ⚡ Bookmobiles
- ⚡ Mobile Offices
- ⚡ Mobile Retail
- ⚡ Mobile Classrooms
- ⚡ Mobile Outreach
- ⚡ Media Event Vehicles
- ⚡ Law Enforcement Command Units
- ⚡ DUI/BAT Vehicles

Customized to meet your requirements

Winnebago's interlocking SuperStructure® design means a truly barrier-free interior, allowing maximum customization to meet your needs. Available options include:

- ⚡ Slide rooms
- ⚡ Alternate entrance door locations
- ⚡ Wheelchair lifts
- ⚡ Cargo doors



Wheelchair lift



ZEV Drivetrain



TM4 Electric Traction

Key facts


- ⚡ Range: 85–150 miles (full charge)
- ⚡ Charge time: 7–8 hours – Level 2 and Level 3 charging capability
- ⚡ Sodium-Nickel technology (“Safe Battery Technology”)
- ⚡ 24/7 remote monitoring of in-vehicle electronics and battery health
- ⚡ Optional vehicle telematics available
- ⚡ Based on Ford’s F53 commercial chassis
- ⚡ No Commercial Driver’s License required in most states
- ⚡ Onsite or local service of ZEV components
- ⚡ More than 300 Winnebago service locations for service on Winnebago components
- ⚡ Full Ford® chassis warranty on remainder of Ford components



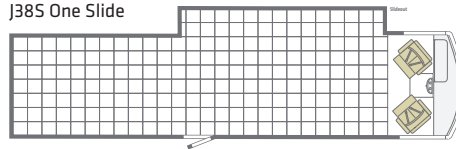
J38S

Available with 26,000-lb. GVWR. No CDL required.

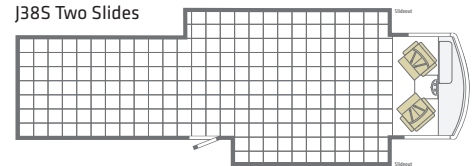
J38S No Slide



J38S One Slide



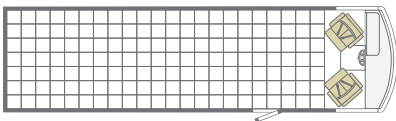
J38S Two Slides



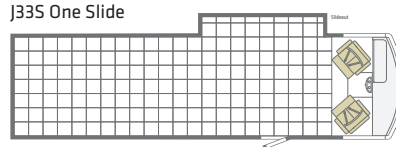
J33S

Available with 26,000-lb. GVWR. No CDL required.

J33S No Slide



J33S One Slide



Dimensions & Measures

Length

Exterior Height with Roof A/C

Exterior Width

Interior Height

Interior Width

Wheelbase

J38SE
Ford® F53 ZEV

38'10"

12'11"

8'5.5"

7'

8'0.5"

248"

J33SE
Ford® F53 ZEV

33'8"

12'11"

8'5.5"

7'

8'0.5"

208"

For Product Information:

WinnebagoInd.com

(800) 492-9135

WINNEBAGO[®]
THE MOST RECOGNIZED
NAME IN MOTORHOMES[®]
WinnebagoInd.com

©2018 Winnebago

Printed in USA

Seat belts are your most important
hookup. Always buckle up.

NYSE: WGO